

UTIM

TOP VIEW OF THE FUSEBOX
HUBSPACE


PRELIMINARY
DESIGN
FOR DISCUSSION ONLY

NOTE:
THIS DOCUMENT MUST NOT
BE USED FOR
CONSTRUCTION. ALL
INFORMATION CONTAINED
IN THIS DOCUMENT IS
APPROXIMATE AND FOR
REFERENCE ONLY.

THIS DRAWING DOES NOT
ACCUTATELY SHOW THE
DEPTH OF THE WAREHOUSE
SPACE AND IS ONLY
FOCUSED ON THE MAIN
FACADE OF THE BUILDING.

ALL EQUIPMENT
INSTALLATION SHALL BE
VALIDATED BY THE
AUDIOVISUAL INTEGRATOR
AND PERFORMED IN
ACCORDANCE WITH
MANUFACTURER'S
SPECIFICATIONS.

CLIENT: Fusebox



DRAWN BY: LOGAN SMTIH

DATE 4/11/2020

VERSION 1

PAGE 1

UTIM

ELEVATION FOR STACKED
PANASONIC PT-RZ12K
PROJECTORS FOCUSED ON
THE MAIN WALL.

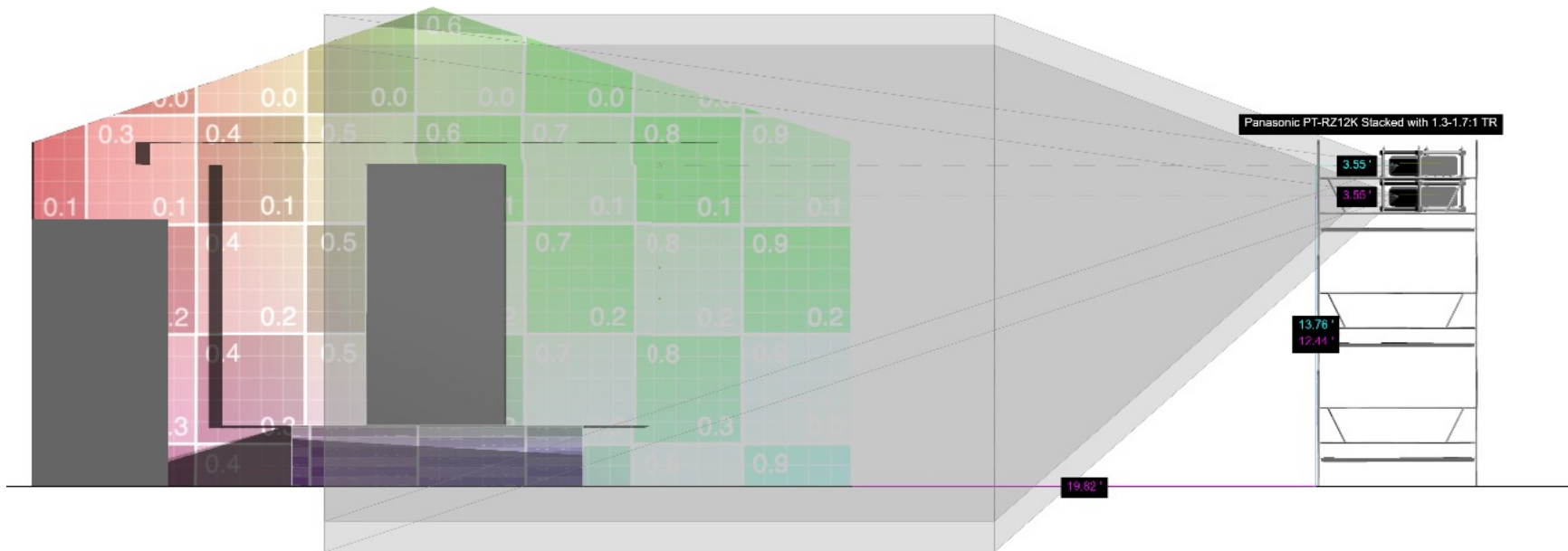
PRELIMINARY
DESIGN
FOR DISCUSSION ONLY

NOTE:
THIS DOCUMENT MUST NOT
BE USED FOR
CONSTRUCTION. ALL
INFORMATION CONTAINED
IN THIS DOCUMENT IS
APPROXIMATE AND FOR
REFERENCE ONLY.

THIS DRAWING DOES NOT
ACCUTATELY SHOW THE
DEPTH OF THE WAREHOUSE
SPACE AND IS ONLY
FOCUSED ON THE MAIN
FACADE OF THE BUILDING.

ALL EQUIPMENT
INSTALLATION SHALL BE
VALIDATED BY THE
AUDIOVISUAL INTEGRATOR
AND PERFORMED IN
ACCORDANCE WITH
MANUFACTURER'S
SPECIFICATIONS.

CLIENT: Fusebox



DRAWN BY: LOGAN SMTIH

DATE	4/11/2020
VERSION	1
PAGE	2

ELEVATION FOR EPSON
PRO L1075U 7K – FOCUSED
ON SIDE WALL

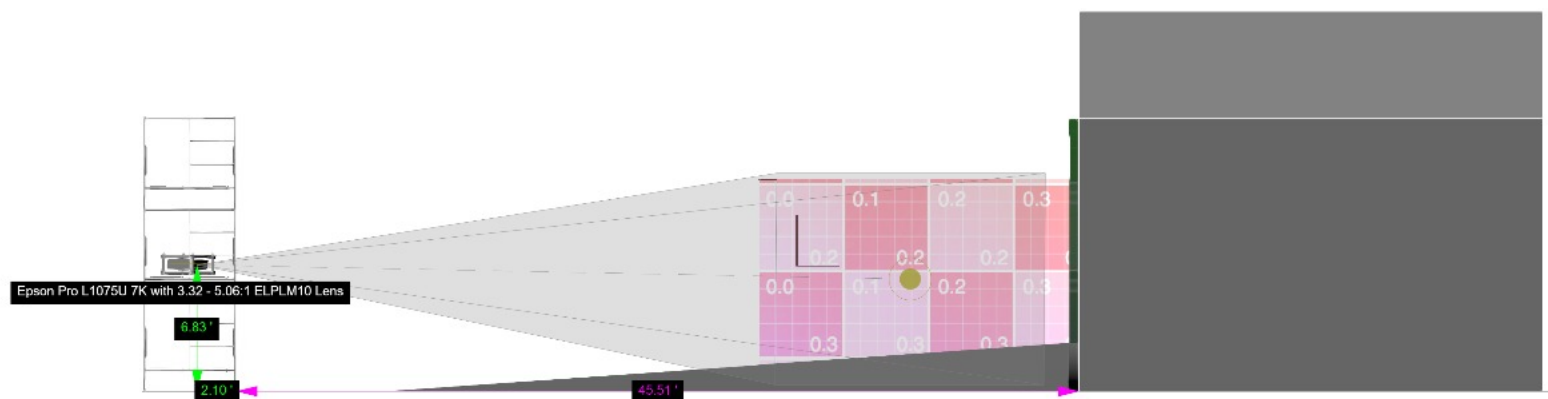
PRELIMINARY
DESIGN
FOR DISCUSSION ONLY

NOTE:
THIS DOCUMENT MUST NOT
BE USED FOR
CONSTRUCTION. ALL
INFORMATION CONTAINED
IN THIS DOCUMENT IS
APPROXIMATE AND FOR
REFERENCE ONLY.

THIS DRAWING DOES NOT
ACCUTATELY SHOW THE
DEPTH OF THE WAREHOUSE
SPACE AND IS ONLY
FOCUSED ON THE MAIN
FACADE OF THE BUILDING.

ALL EQUIPMENT
INSTALLATION SHALL BE
VALIDATED BY THE
AUDIOVISUAL INTEGRATOR
AND PERFORMED IN
ACCORDANCE WITH
MANUFACTURER'S
SPECIFICATIONS.

CLIENT: Fusebox



DATE 4/13/2020

VERSION 2

PAGE 3

UTIM

ELEVATION FOR
PANASONIC PT-RZ12K
PROJECTORS FOCUSED ON
THE RAMP.

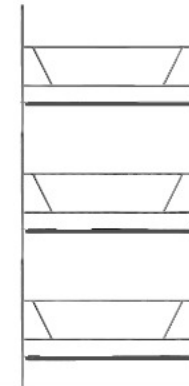
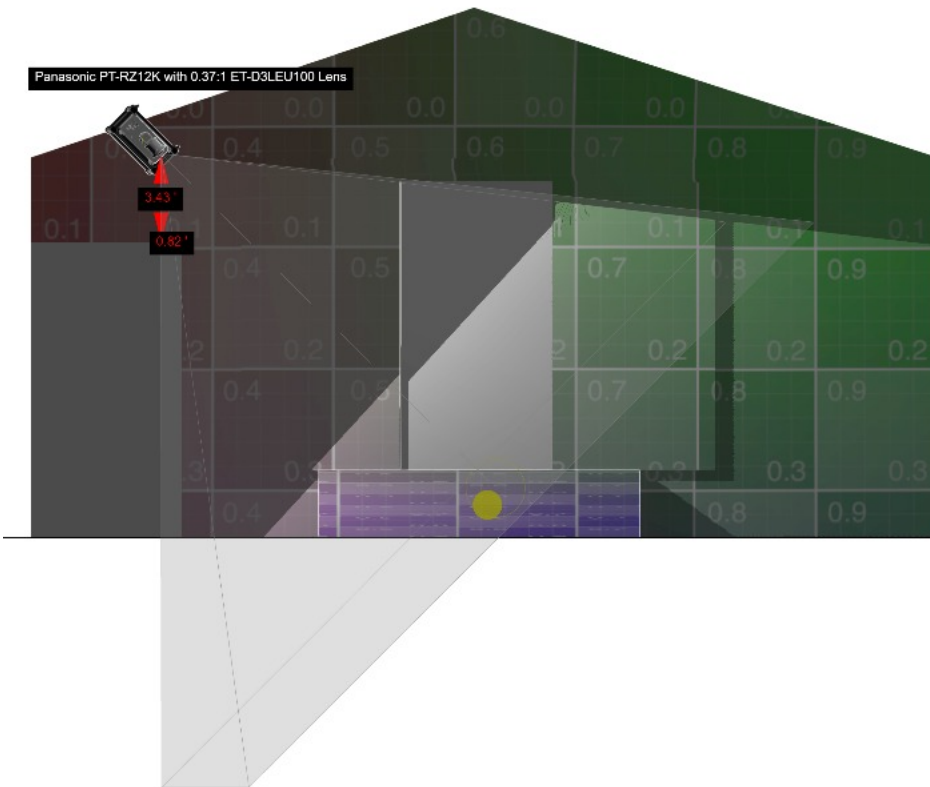
PRELIMINARY
DESIGN
FOR DISCUSSION ONLY

NOTE:
THIS DOCUMENT MUST NOT
BE USED FOR
CONSTRUCTION. ALL
INFORMATION CONTAINED
IN THIS DOCUMENT IS
APPROXIMATE AND FOR
REFERENCE ONLY.

THIS DRAWING DOES NOT
ACCUTATELY SHOW THE
DEPTH OF THE WAREHOUSE
SPACE AND IS ONLY
FOCUSED ON THE MAIN
FACADE OF THE BUILDING.

ALL EQUIPMENT
INSTALLATION SHALL BE
VALIDATED BY THE
AUDIOVISUAL INTEGRATOR
AND PERFORMED IN
ACCORDANCE WITH
MANUFACTURER'S
SPECIFICATIONS.

CLIENT: Fusebox



DRAWN BY: LOGAN SMTIH

DATE 4/11/2020

VERSION 1

PAGE 4

UTIM

ELEVATION SHOWING ALL
PROJECTORS

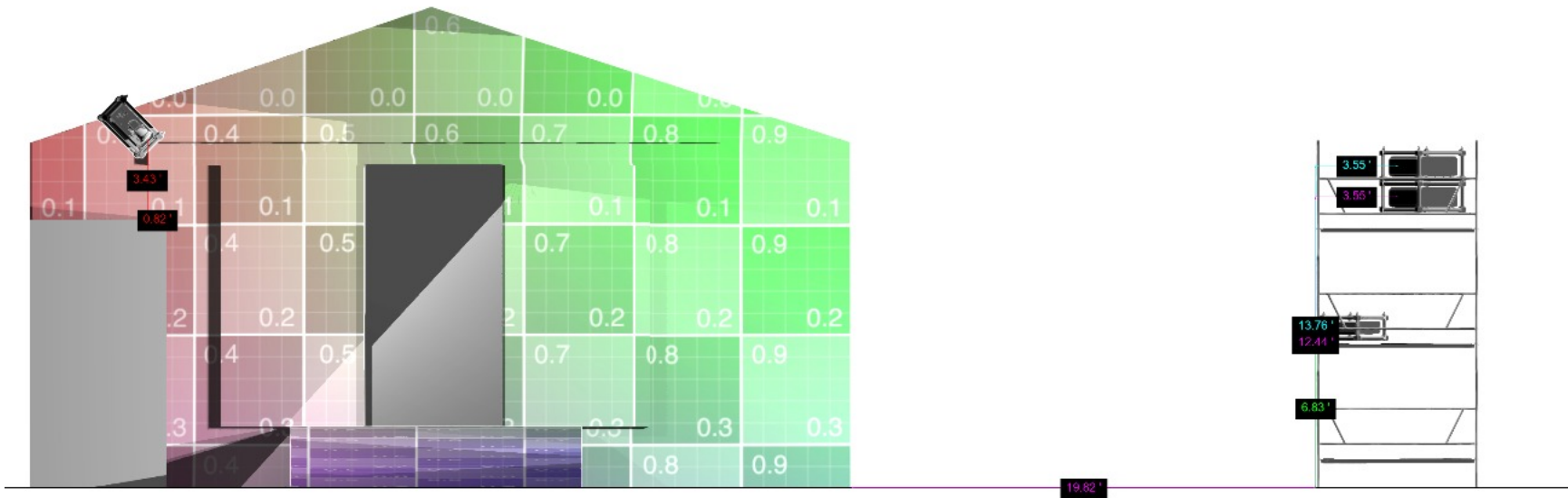
PRELIMINARY
DESIGN
FOR DISCUSSION ONLY

NOTE:
THIS DOCUMENT MUST NOT
BE USED FOR
CONSTRUCTION. ALL
INFORMATION CONTAINED
IN THIS DOCUMENT IS
APPROXIMATE AND FOR
REFERENCE ONLY.

THIS DRAWING DOES NOT
ACCUTATELY SHOW THE
DEPTH OF THE WAREHOUSE
SPACE AND IS ONLY
FOCUSED ON THE MAIN
FACADE OF THE BUILDING.

ALL EQUIPMENT
INSTALLATION SHALL BE
VALIDATED BY THE
AUDIOVISUAL INTEGRATOR
AND PERFORMED IN
ACCORDANCE WITH
MANUFACTURER'S
SPECIFICATIONS.

CLIENT: Fusebox



DRAWN BY: LOGAN SMTIH

DATE 4/11/2020

VERSION 1

PAGE 5

RENDER SHOWING
BRIGHTNESS VALUES OF
PROJECTORS


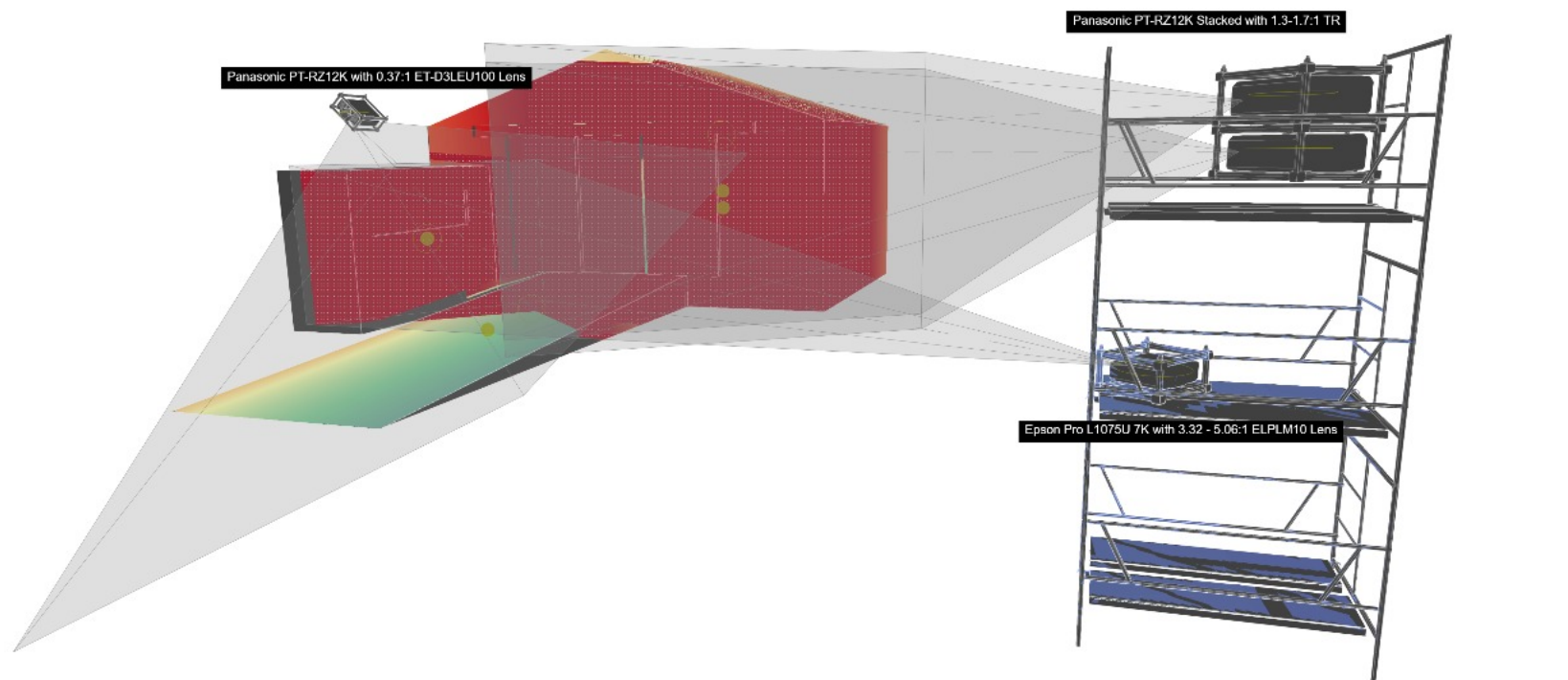
PRELIMINARY
DESIGN
FOR DISCUSSION ONLY

NOTE:
THIS DOCUMENT MUST NOT
BE USED FOR
CONSTRUCTION. ALL
INFORMATION CONTAINED
IN THIS DOCUMENT IS
APPROXIMATE AND FOR
REFERENCE ONLY.

THIS DRAWING DOES NOT
ACCUTATELY SHOW THE
DEPTH OF THE WAREHOUSE
SPACE AND IS ONLY
FOCUSED ON THE MAIN
FACADE OF THE BUILDING.

ALL EQUIPMENT
INSTALLATION SHALL BE
VALIDATED BY THE
AUDIOVISUAL INTEGRATOR
AND PERFORMED IN
ACCORDANCE WITH
MANUFACTURER'S
SPECIFICATIONS.

CLIENT: Fusebox



DATE 4/13/2020
VERSION 2
PAGE 6

RENDER SHOWING TEST
PATTERN ON SPACE

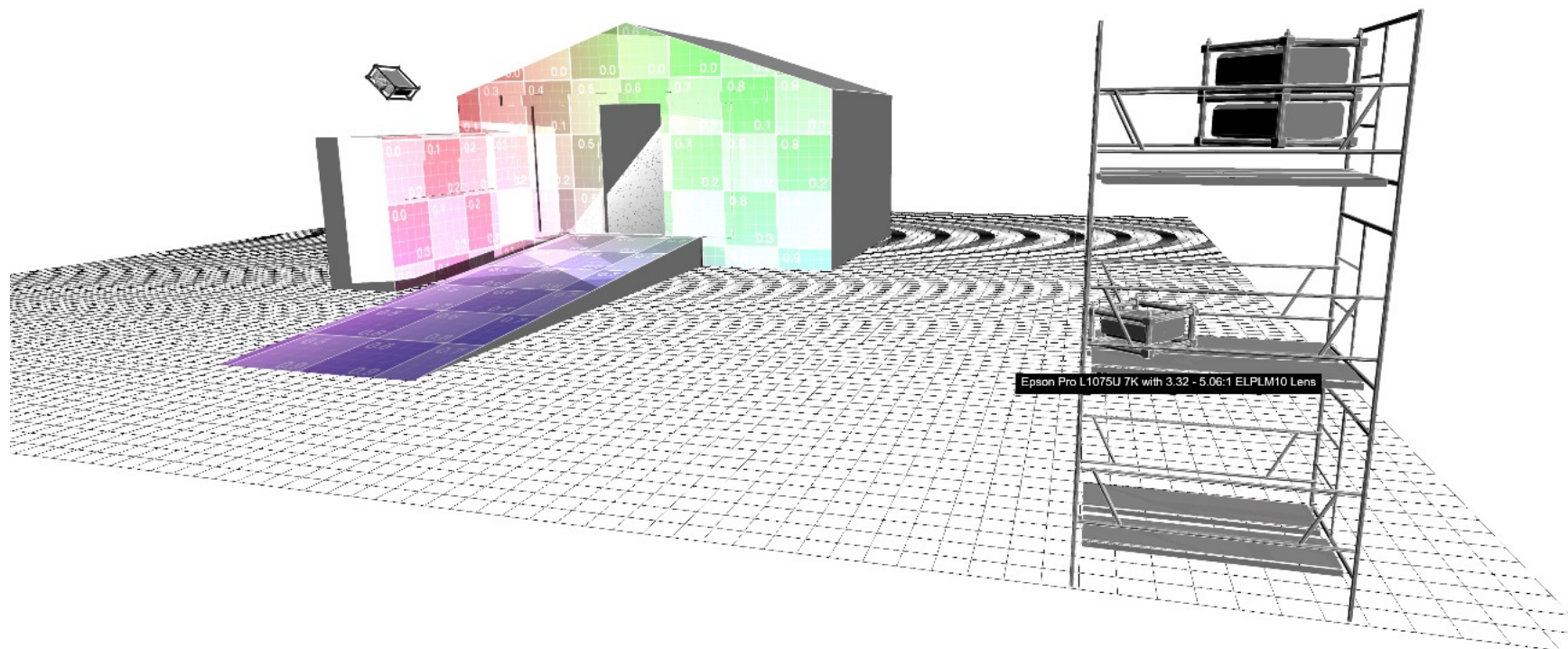
PRELIMINARY
DESIGN
FOR DISCUSSION ONLY

NOTE:
THIS DOCUMENT MUST NOT
BE USED FOR
CONSTRUCTION. ALL
INFORMATION CONTAINED
IN THIS DOCUMENT IS
APPROXIMATE AND FOR
REFERENCE ONLY.

THIS DRAWING DOES NOT
ACCUTATELY SHOW THE
DEPTH OF THE WAREHOUSE
SPACE AND IS ONLY
FOCUSED ON THE MAIN
FACADE OF THE BUILDING.

ALL EQUIPMENT
INSTALLATION SHALL BE
VALIDATED BY THE
AUDIOVISUAL INTEGRATOR
AND PERFORMED IN
ACCORDANCE WITH
MANUFACTURER'S
SPECIFICATIONS.

CLIENT: Fusebox



DATE 4/13/2020

VERSION 2

PAGE 7

RENDER SHOWING
IMAGERY ON SPACE

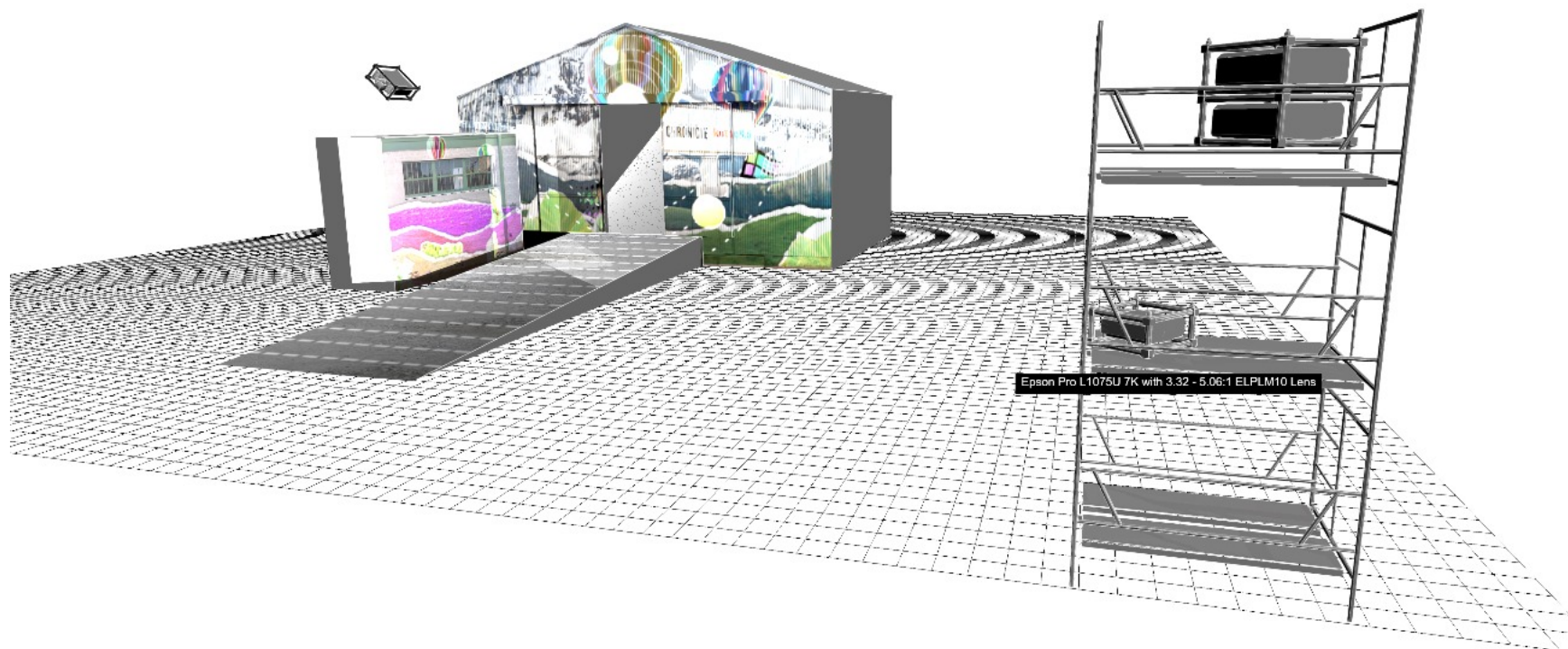
PRELIMINARY
DESIGN
FOR DISCUSSION ONLY

NOTE:
THIS DOCUMENT MUST NOT
BE USED FOR
CONSTRUCTION. ALL
INFORMATION CONTAINED
IN THIS DOCUMENT IS
APPROXIMATE AND FOR
REFERENCE ONLY.

THIS DRAWING DOES NOT
ACCUTATELY SHOW THE
DEPTH OF THE WAREHOUSE
SPACE AND IS ONLY
FOCUSED ON THE MAIN
FACADE OF THE BUILDING.

ALL EQUIPMENT
INSTALLATION SHALL BE
VALIDATED BY THE
AUDIOVISUAL INTEGRATOR
AND PERFORMED IN
ACCORDANCE WITH
MANUFACTURER'S
SPECIFICATIONS.

CLIENT: Fusebox



Name	Qty (Stack)	Brand	Model	Native Rez.	Lumens	Throw Ratio	Lens shift		Position(foot)			Rotation		
							H	V	X	Y	Z	X	Y	Z
Epson Pro L1075U 7K	1	Epson	Pro L1075U WUXGA 3LCD Laser Projector with 4K Enhancement With Cage	1920 x 1200	7000	3.45	0%	0%	-47.03	-38.68	6.83	-0.69°	-0.00°	-37.56°
Panasonic PT-RZ12K	1	Panasonic	PT-RZ12K 0.37:1 WUXGA Snorkle Lens	1920 x 1200	12000	0.37	20%	-6%	-14.99	12.19	14.89	-45.00°	0.00°	-176.08°
Panasonic Stack_Panasonic PT-RZ12K	1	Panasonic	PT-RZ12k Front Firing Lens with Cage	1920 x 1200	12000	1.61	0%	-40%	-45.60	-41.24	12.44	0.00°	0.00°	-55.58°
Panasonic Stack_Panasonic PT-RZ12K-2	1	Panasonic	PT-RZ12k Front Firing Lens with Cage	1920 x 1200	12000	1.61	0%	-40%	-45.60	-41.24	13.76	0.00°	0.00°	-55.58°

LIST OF PROJECTORS

PRELIMINARY
DESIGN
FOR DISCUSSION ONLY

NOTE:
THIS DOCUMENT MUST NOT
BE USED FOR
CONSTRUCTION. ALL
INFORMATION CONTAINED
IN THIS DOCUMENT IS
APPROXIMATE AND FOR
REFERENCE ONLY.

ALL EQUIPMENT
INSTALLATION SHALL BE
VALIDATED BY THE
AUDIOVISUAL INTEGRATOR
AND PERFORMED IN
ACCORDANCE WITH
MANUFACTURER'S
SPECIFICATIONS.

CLIENT: Fusebox

DATE 4/13/2020

VERSION 2

PAGE 9